



CONSTRUCTION

SPECIFICATION'S

RCC Structure

RCC (Reinforced concrete) is concrete containing steel bars or rebars, called reinforcing bars. This formulation works very well since concrete is very compressive; simple to manufacture on-site, steel is very tension-intensive and Inexpensive.



1 Column size* 1' x 9"

A column is a vertical structural member intended to transfer a compressive load.

2 Slab* 5"

A moulded layer of plain or reinforced concrete, and supported by beams, columns, walls or on the ground.

3 Beam size* 9" x 12"

A beam is a horizontal structural component that mainly carries vertical loads.

4 Basement height* 3'

A part of a building consisting of rooms that are partly or completely below the level of the ground.

Materials Brands

We use high quality & Top brands

CEMENT & SAND



Coromandal



JSW



Zuari



Priya




Double wash
M.sand

STEEL



GBR



Arun



ARS

Brickwork

Brick work is a masonry construction work using bricks and mortar. In simple joining bricks using mortar in a systematic pattern is called brick work. Mortar is a paste like substance used to bind the bricks together. It resembles the meaning of filling gaps between bricks.



1 Outer wall* 9"

House construction of residential/commercial building, standard thickness of brick wall should be kept around **9 inch {230mm}** thick for outer wall. Construction will be under English bond method.


2 Inner wall* 4.5"

House construction of residential/commercial building, standard thickness of brick wall should be kept around **4.5 inch {115mm}** thick for inner wall. Construction will be under Stretcher bond method.




Well champered bricks

Electrical Work




SWITCHES



Anchor Roma

SWITCH BOX



Metal Box

WIRES




Orbit, Polycab or Kundan

ELECTRICAL LINES - 100 SQFT



4 Electrical Lines per 100 sqft




2 Nos of 5 Amps Socket



1 No. of 15 Amps Socket

Other Electrical Fittings



2 AC Provision
per 1000sqft



1 Washing Machine
Provision per House



Plumbing Lines and Drainage



A

**Delivery Lines - PVC
Pipe 1" @ Rs.300**

B

**Concealed Delivery
Lines - CPVC @ Rs.320**

C

**Water Drain Pipe
2 1/2" @ Rs.480**

D

**Toilet Drain Pipe
4" @ Rs.970**

Bath Fittings

1 bathroom per 500sqft



**Parryware
Wall Mixer
Rs.2500**

T5016AI Wall Mixer 2-in-1
with Flange



**Sho er
Rs.600**

T9808AI Overhead Shower
with Arm (100mm)



**2 in 1
Bib Cock
Rs.900**

G4634AI Two Way
Bib Cock



**Health
Faucet
Rs.450**

G4634AI Two Way
Bib Cock



**Angle Cock
for Western Closet
Rs.300**

T9829AI Check



**Parryware
EWC
Rs.3500**

Petite Concealed or Petite



**Indian
Closet
Rs.1000**

Rimfree Pan



**Short
Body Tap
Rs.750**

G1404AI Bib Cock
with Wall Flange



Other Plumbing fittings



SS Sink
Rs.2500



Sink Tap
Rs.1300

G0221AI Sink Cock



Wash Basin
with Full set
Rs.3500



Washing Machine
Tap with Drain
Rs.750

G5179AI Bib Cock
with Nozzle



Garden Tap
Rs.500

G5180AI Bib Cock
with Aerator



Terrace Tap
Rs.500

G5180AI Bib Cock
with Aerator

*Model may vary – subject to Availability

Windows

— UPVC Window at
Rs.350 /sqft

— 20 sqft per 100 sqft

— 10mm MS Sq Tube at
1.5 kg per sqft for
Window Grill





Main Door

Frame – 3.5' x 7' Teak Door

@RS 7000

Frame – 36' x 81'' Teak Door

@RS 15000

Safety Grill -10mm MS sq Tupe
at 1.5kg/sqrt

4 Brass Hingesr

1 No.of Door Lens

Godrej Lock
@ Rs3500

Wood Polish

Bedroom Door

Frame – 3' x 7' 2nd Quality Teak
@ Rs.4500

Door – 30" x 81" – Flush Door
@ Rs.2500

3 Steel Hinges


1 Aldrop Lock

2 Tower Bolt

Paint Finish

Flooring

Flooring is the general term for a permanent covering of a floor, or for the work of installing such a floor covering. Floor covering is a term generically to describe any finished material applied over a floor structure to provide a walking surface.



2 x 2 Digital Tiles - Rs.50 Sqft



Wall Tiles -Rs.35 Sqft



Interior Painting



aslanpaInts



2 Coats Putty

1 Coat Primer


**2 Coats Tractor
Emulsion**

**2 Coats of Enamel
for Grills**



Painting

Exterior



as1anpai



**1 Coat of
Exterior Primer**

**2 Coats of
Ace Emulsion**